



## 3 AMP HIGH RELIABILITY FAST RECOVERY DIODES

### FEATURES

- PROPRIETARY **SOFT GLASS®** JUNCTION PASSIVATION FOR SUPERIOR RELIABILITY AND PERFORMANCE
- VOID FREE VACUUM DIE SOLDERING FOR MAXIMUM MECHANICAL STRENGTH AND HEAT DISSIPATION (Solder Voids: Typical  $\leq 2\%$ , Max.  $\leq 10\%$  of Die Area)
- EXTREMELY LOW LEAKAGE AT HIGH TEMPERATURES
- LOW FORWARD VOLTAGE DROP
- 3A at  $T_A = 55^\circ\text{C}$  WITH NO THERMAL RUNAWAY

### MECHANICAL DATA

- Case: JEDEC DO-27 molded epoxy (U/L Flammability Rating 94V-0)
- Terminals: Plated axial leads
- Soldering: Per MIL-STD 202 Method 208 guaranteed
- Polarity: Color band denotes cathode
- Mounting Position: Any
- Weight: 0.02 Ounces (0.7 Grams)

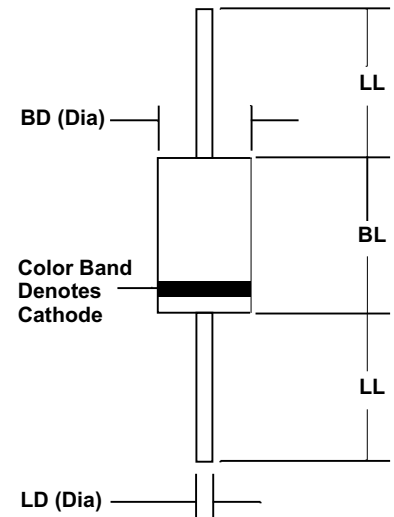
**RoHS COMPLIANT**

### MECHANICAL SPECIFICATION

ACTUAL SIZE OF DO-27 PACKAGE

SERIES RGP300 - RGP310

DO - 27



Sym	Minimum		Maximum	
	In	mm	In	mm
BL			0.365	9.28
BD			0.205	5.2
LL	1.00	25.4		
LD	0.048	1.2	0.052	1.3

### MAXIMUM RATINGS & ELECTRICAL CHARACTERISTICS

Ratings at  $25^\circ\text{C}$  ambient temperature unless otherwise specified.  
 Single phase, half wave, 60Hz, resistive or inductive load.  
 For capacitive loads, derate current by 20%.

PARAMETER (TEST CONDITIONS)	SYMBOL	RATINGS								UNITS
		RGP 300	RGP 301	RGP 302	RGP 304	RGP 306	RGP 308	RGP 310		
Series Number										
Maximum DC Blocking Voltage	$V_{RM}$	50	100	200	400	600	800	1000		VOLTS
Maximum RMS Voltage	$V_{RMS}$	35	70	140	280	420	560	700		
Maximum Peak Recurrent Reverse Voltage	$V_{RRM}$	50	100	200	400	600	800	1000		
Average Forward Rectified Current @ $T_A = 55^\circ\text{C}$ , Lead length = 0.375 in. (9.5 mm)	$I_O$	3								AMPS
Peak Forward Surge Current ( 8.3 mSec single half sine wave superimposed on rated load)	$I_{FSM}$	200								
Maximum Forward Voltage at 3 Amps DC	$V_{FM}$	1.2								VOLTS
Maximum Reverse Recovery Time ( $I_F=0.5A, I_R=1A, I_{RR}=0.25A$ )	$T_{RR}$	150				250	500 (Note 3)			nS
Maximum Average DC Reverse Current At Rated DC Blocking Voltage	$I_{RM}$	2 100								$\mu\text{A}$
Typical Junction Capacitance (Note 2)	$C_J$	40								pF
Operating and Storage Temperature Range	$T_J, T_{STG}$	-65 to +175								$^\circ\text{C}$

NOTES: (1) Lead length = 0.375 in. (9.5 mm)  
 (2) Measured at 1MHz & applied reverse voltage of 4 volts  
 (3) 300 nS available - consult with factory

437fsg330



### 3 AMP HIGH RELIABILITY FAST RECOVERY DIODES

#### RATING & CHARACTERISTIC CURVES FOR SERIES RGP300 - RGP310

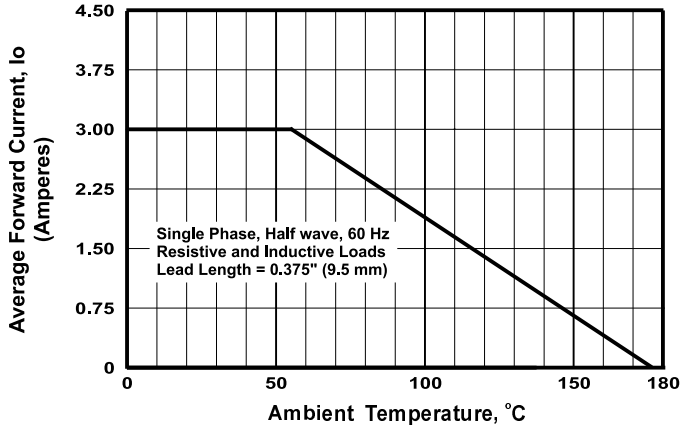


FIGURE 1. FORWARD CURRENT DERATING CURVE

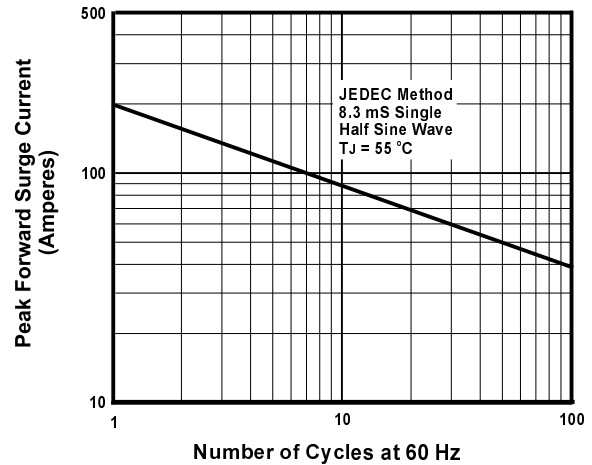


FIGURE 2. MAXIMUM NON-REPETITIVE SURGE CURRENT

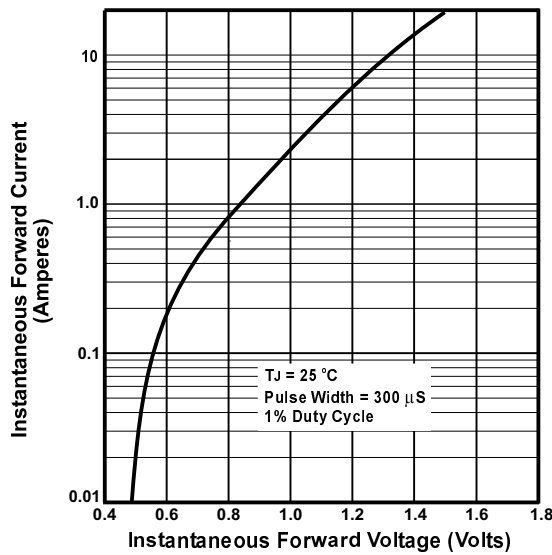


FIGURE 3. TYPICAL FORWARD CHARACTERISTIC

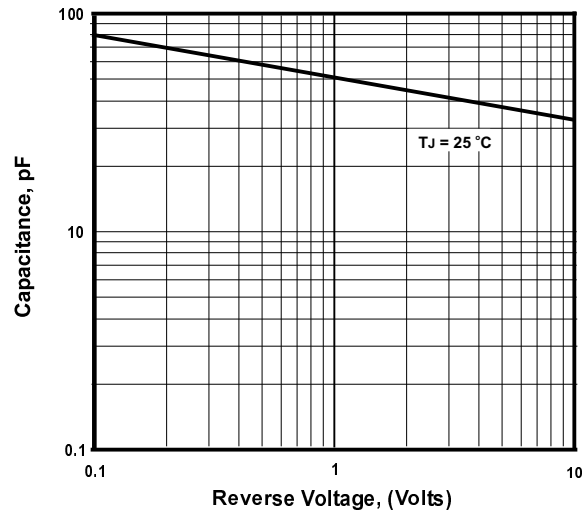


FIGURE 4. TYPICAL JUNCTION CAPACITANCE

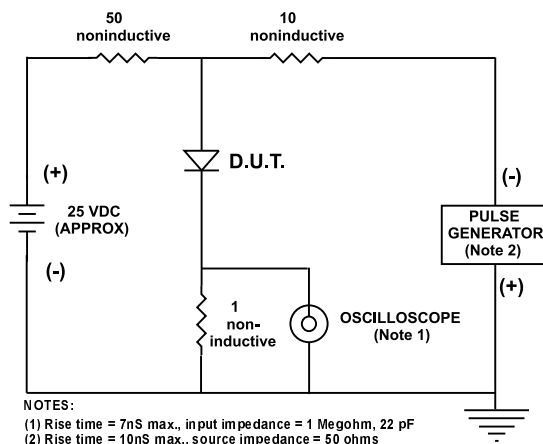


FIGURE 5. REVERSE RECOVERY TEST SETUP AND TIME CHARACTERISTIC